


## At a Glance

Year ended March 31, 2016


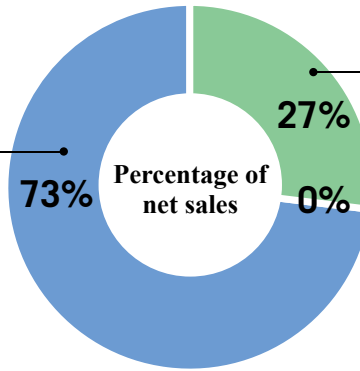


### Electronic Devices and Components

2016	2015
<b>Net sales ¥445.5 billion</b>	¥344.7 billion

#### Major Products

LED backlights	Fan motors
EMS (Electro	Hard disc drive (HDD)
Mechanics Solutions)	spindle motors
Stepping motors	Precision motors
Brushless DC motors	Measuring components
Brush DC motors	



### Machined Components

2016	2015
<b>Net sales ¥163.8 billion</b>	¥155.8 billion

#### Major Products

Ball bearings	Pivot assemblies
Rod-end bearings	Mechanical assemblies
Spherical bearings	Aerospace fasteners
Roller bearings	Automotive fasteners
Bushings	

### Other

2016	2015
<b>Net sales ¥0.5 billion</b>	¥0.2 billion

#### Major Products

Machine made in-house

## Consolidated Financial Highlights

Years ended March 31

	Millions of yen		Percentage change
	2016	2015	2016/2015
Net sales	<b>¥609,814</b>	¥500,676	21.8%
Operating income	<b>51,438</b>	60,101	(14.4)
Net income attributable to owners of the parent	<b>36,386</b>	39,887	(8.8)
Total net assets	<b>237,973</b>	233,679	1.8
Total assets	<b>459,428</b>	490,043	(6.2)
Return (net income) on equity	<b>15.9%</b>	20.8%	

	Yen		Percentage change
	2016	2015	2016/2015
<b>Per Share Data:</b>			
Net income			
Basic	<b>¥ 97.26</b>	¥106.73	(8.9)%
Diluted	<b>92.35</b>	101.32	(8.9)
Net assets	<b>616.43</b>	604.83	1.9
Cash dividends applicable to the year	<b>20.00</b>	12.00	66.7

