

At a Glance

Year ended March 31, 2010

Machined Components

Principal Products

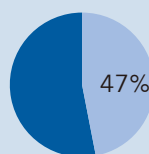
● Bearings and Bearing-Related Products

Miniature ball bearings
Small-sized ball bearings
Integrated-shaft ball bearings
Rod-end bearings
Spherical bearings
Roller bearings
Bushings
Pivot assemblies
Tape guides

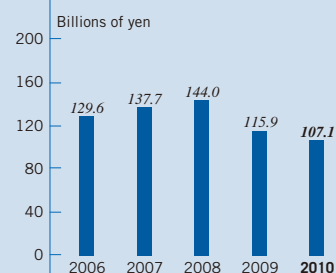
● Other Machined Components

Aerospace fasteners
Automotive fasteners
Special devices
Magnetic clutches and brakes

Percentage of net sales



Net Sales of Machined Components



Electronic Devices and Components

Principal Products

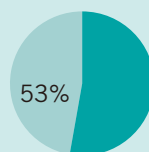
● Rotary Components

Hard disc drive (HDD) spindle motors
Fan motors
Hybrid-type stepping motors
Permanent magnet (PM)-type stepping motors
Brush DC motors
Vibration motors
Variable reluctance (VR) resolvers

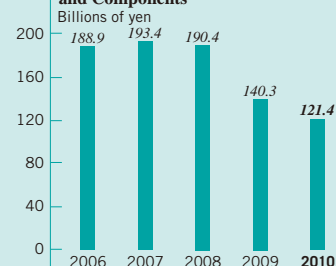
● Other Electronic Devices and Components

Personal computer (PC) keyboards
Speakers
Electronic devices
Color wheels
Lighting devices for liquid crystal displays (LCDs)
Backlight inverters
Measuring components
Strain gages
Load cells

Percentage of net sales



Net Sales of Electronic Devices and Components



Consolidated Financial Highlights

Years ended March 31

	Millions of yen		Percentage change	Thousands of U.S. dollars (Note)
	2010	2009	2010/2009	2010
Net sales	¥228,446	¥256,163	(10.8)%	\$2,455,353
Operating income	12,059	13,406	(10.0)	129,614
Net income	6,662	2,441	172.8	71,604
Total net assets	108,381	106,762	1.5	1,164,887
Total assets	277,967	285,396	(2.6)	2,987,618
Return (net income) on equity	6.3%	2.1%		

	Yen		Percentage change	U.S. dollars (Note)
	2010	2009	2010/2009	2010
Net income (basic)	¥ 17.20	¥ 6.18	178.3%	\$0.18
Net assets	279.87	271.93	2.9	3.01
Cash dividends applicable to the year	7.00	7.00	0.0	0.08

Note: U.S. dollar amounts are translated from yen, for convenience only, at the rate of ¥93.04=US\$1, the approximate rate of exchange on March 31, 2010.

